

Bongo: How to join a virtual class

Introduction

The Virtual Classroom is a digital meeting space allowing faculty members and students to interact within an online learning environment using live video. This document will help you find and join active virtual classrooms.

Content

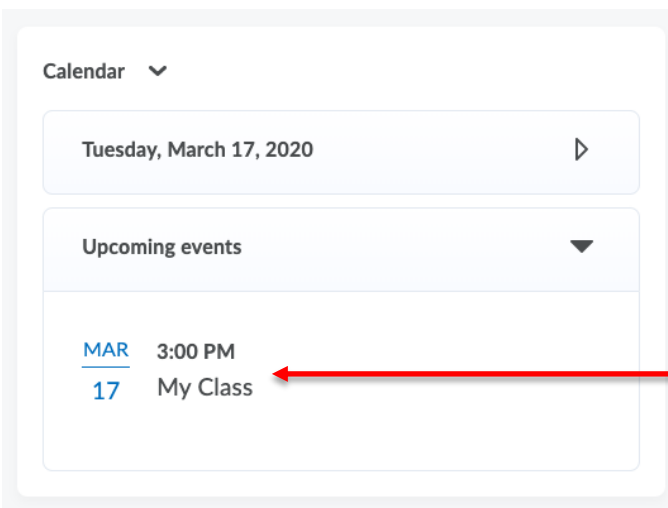

This document covers the following topics:

- Finding a virtual class
- Joining a virtual class

Finding a virtual class

Open a browser, go to DC Connect, and go into the course where you would like to participate in a virtual class. There are two ways to access any active virtual classrooms.

In the top navigation menu, select **Virtual Classroom**, or



Via the **Calendar** section on the Course Home page, find the virtual classroom you would like to join and click on the scheduled **date**.

Next, click the **name of virtual classroom**.

Course Home Content Grades Activities ▾

Today and tomorrow > My Class

Print Settings

My Class
Mar 17, 2020 3:00 PM - 4:00 PM

- Jonelle Arendoque's Sandbox of the Things

[My Class](#)

Whether you accessed this page from the navigation menu or calendar, you may encounter this message. Click **Continue** to proceed.

Application YouSeeU Prod v3.5 by YouSeeU is trying to access your information. Would you like to proceed?

Do not ask me again for this application

Continue

Meetings

Class Meetings

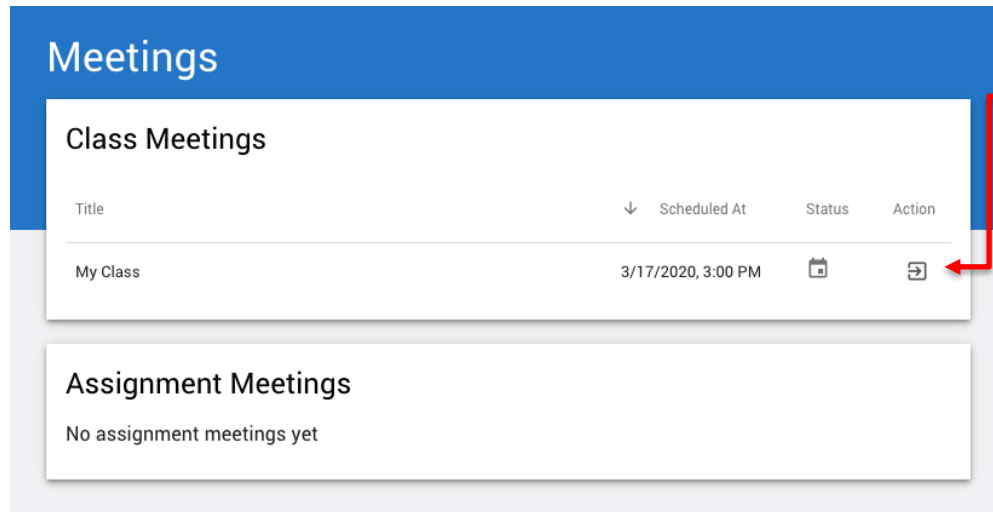
Title	Scheduled At	Status	Action
My Class	3/17/2020, 3:00 PM		

Assignment Meetings


No assignment meetings yet

Under **Class Meetings**, you will find a list of available virtual classrooms.

Joining a virtual class



The screenshot shows a 'Meetings' interface with a blue header. Below the header is a 'Class Meetings' section containing a table with columns for Title, Scheduled At, Status, and Action. A red arrow points to the 'Enter Meeting' icon in the Action column of the first row. Below the table is an 'Assignment Meetings' section with the text 'No assignment meetings yet'.

Title	Scheduled At	Status	Action
My Class	3/17/2020, 3:00 PM		

To join, click the **Enter Meeting** icon at the scheduled date and time.

Note: You may enter the meeting ten minutes before the scheduled start time.