

What is Flipgrid?

Flipgrid

Flipgrid is 100% free for all educators, learners, and families. Engage and empower every voice in your classroom or at home by recording and sharing short, awesome videos ... together!

How to get started with Flipgrid


1. Click the Flipgrid link, enter the Flip Code or scan the Flipgrid QR Code.

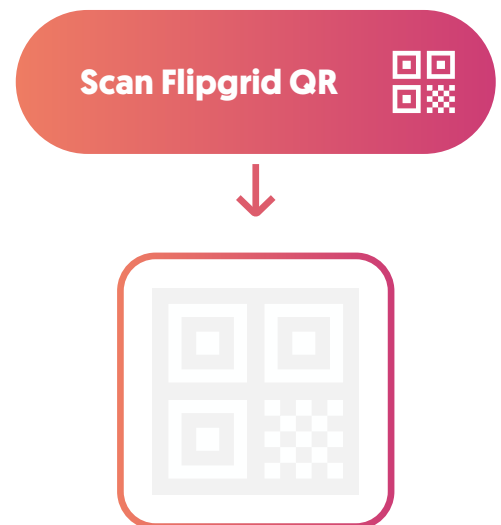
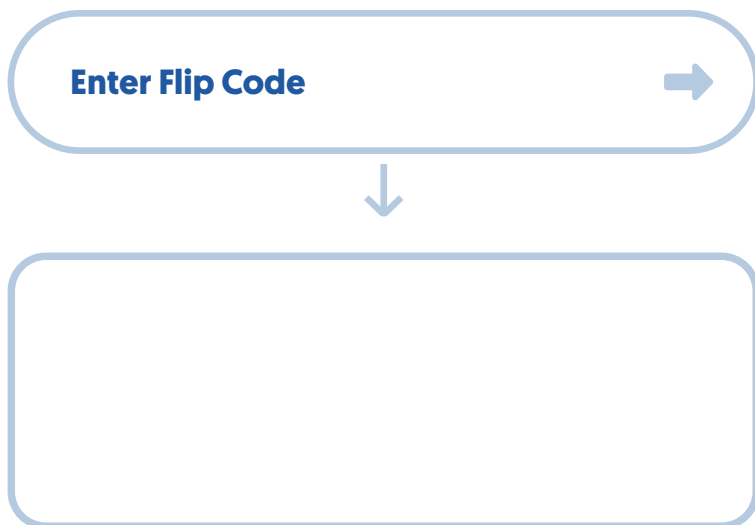
Your Flip Code is provided by your teacher to join the class Grid. Go to Flipgrid.com or open the Flipgrid App and enter the Flip Code exactly how your teacher provided by clicking the button "Enter Flip Code."

2. Sign in to the Grid.

Depending on how your teacher setup the Grid, you will join either using your School Email or a Student ID, your teacher can provide this information if needed.

3. Record your Video!

Tap the green plus sign  to begin recording your response. To submit your video response, follow these steps: record your video, review + edit, take a selfie, then submit!



To learn how to record and submit your video, visit this link:

<https://help.flipgrid.com/hc/en-us/articles/360044723514>



Flipgrid works on all browsers and is available for free on iOS and Android.

