








The Similarity Report

- ❓ Turnitin uses an algorithm to compare the text against billions of other data points. It will not detect images.
- ❓ A report is generated and indicates the percentage of detected similarity between the submission and the datapoints.

❓ **It does not identify plagiarism** – This tool is an investigation trigger and conversation starter. Further analysis of the submission and the similarity report is required.

Using the Similarity Report

Similarity Score Ranges:

	➔	No matching text
	➔	Up to 24% matching text
	➔	24 - 49% matching text
	➔	50 - 74% matching text
	➔	75 - 100% matching text

NOTE: There is **NO** score range that indicates a breach of academic integrity.

Faculty should not rely on the Similarity Report alone to determine a breach.

Similarity Report Assessment

1 Tailor the Similarity Report



Watch the [Tailoring the Similarity Report video](#) to explore Turnitin and tailoring your similarity report.

2 Examine the Matches

Examine the similarity reports and ask yourself the following:



- Are the matches due to poor paraphrasing?
- What are the sources of the matches? How have they been used?
- Was this a pair/group assignment?

3 Make the Final Judgement



If you find, after examining the reports, that they have breached academic integrity, begin the [Academic Integrity Alert process](#).

Tips

1. Consider adding a **pre-submission folder** for students to access Turnitin to self-evaluate and correct their assignment prior to submission. Please reach out to CTL for support in creating this folder;
2. If you are unsure of your analysis and/or pending decision, please reach out to your school Academic Integrity support, or to the [Manager, Educational Development](#), before making your final decision.

Please contact dconnect@durhamcollege.ca for assistance in setting up Turnitin or a pre-submission folder for your assignment.