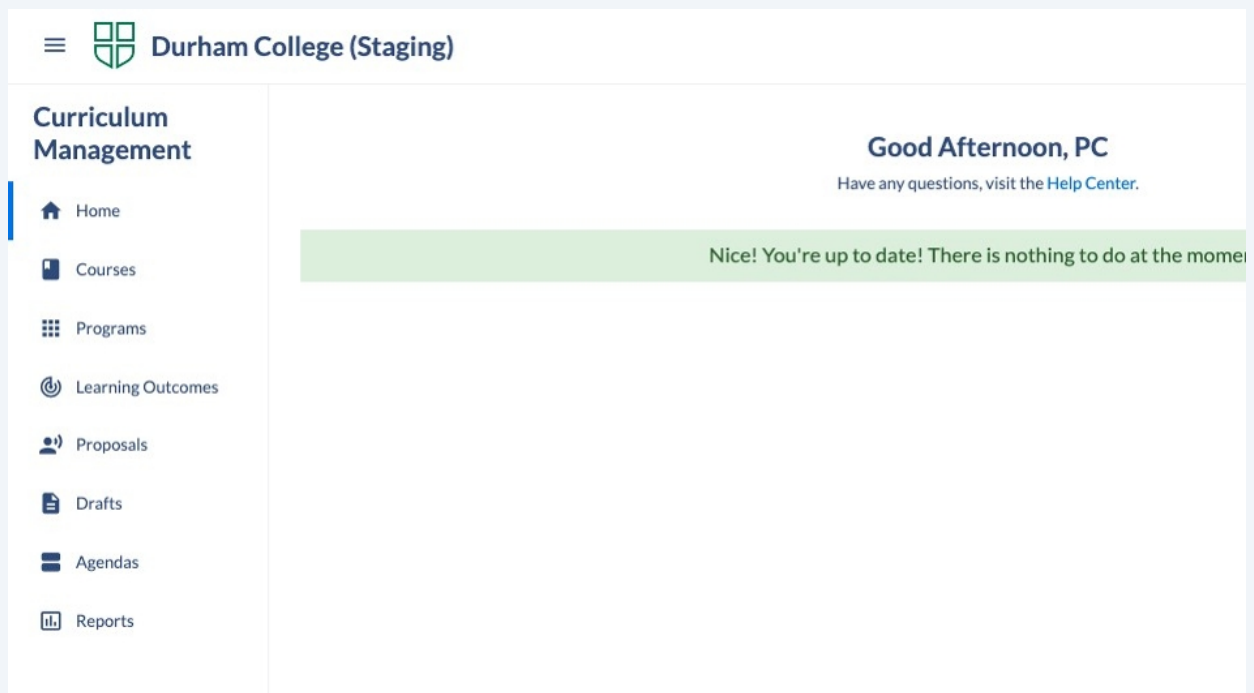
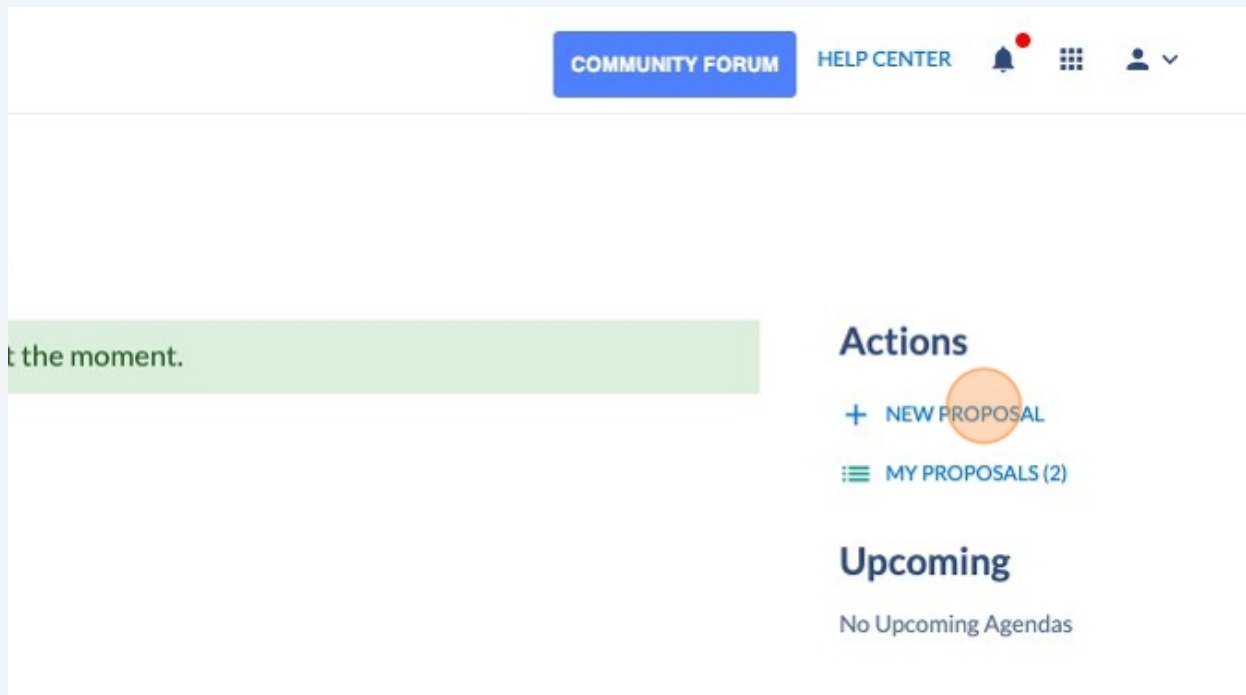


Proposing pathway changes

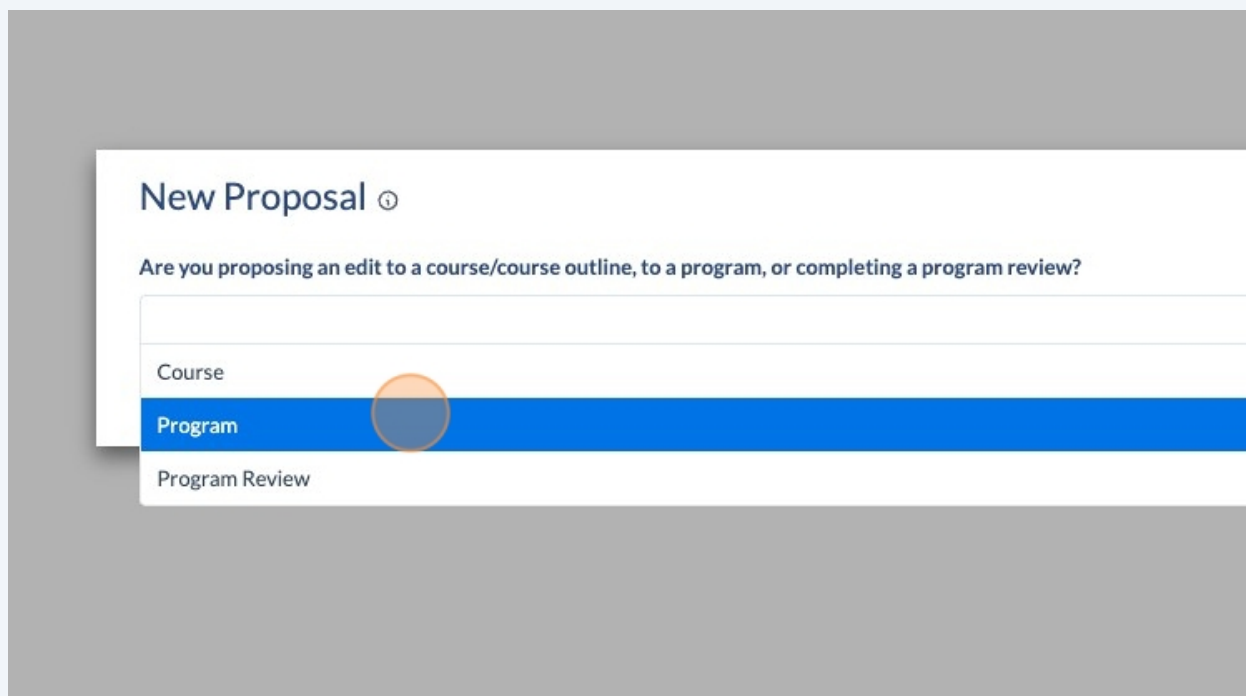
1 Navigate to the website.



2 Select "New Proposal"



3 Select "Program"



4 Select "Pathway Changes (Level 4)"

New Proposal ⓘ

Are you proposing an edit to a course/course outline, to a program, or completing a program review?

Program

What changes are you proposing ?

|

Status Changes to Intake, Indefinite or Permanent Suspension (Level 4)

Program Delivery Mode, Length or Hours, PLOs, Title, or Description Changes, or Impacts to Program of Study (Level 4)

Pathway Changes (Level 4)

Admission, Promotion, Graduation Requirement Changes (Level 4)

5 When selecting the effective academic term, ensure it aligns with the first intake of students who will be impacted by the change.

New Proposal ⓘ

Are you proposing an edit to a course/course outline, to a program, or completing a program review?

Program

What changes are you proposing ?

Pathway Changes (Level 4)

This form requires you to select a data element before proceeding. Please search and select an item below:

Select Effective Dating ⓘ

Effective Start Term

Effective End Term

DATES TERMS DC Winter 2025 ▼ Type to search for terms

Select Program

Type to search for programs

CAN

- 6 Select "Type to search for programs" and begin typing the program code or name.

Program

What changes are you proposing ?

Pathway Changes (Level 4)

This form requires you to select a data element before proceeding. Please search and select an item below:

Select Effective Dating ⓘ Effective Start Term Effective End Term

DATES TERMS DC Winter 2026 Type to search for terms

Select Program

Type to search for programs

- 7 Select the program name.

Program

What changes are you proposing ?

Pathway Changes (Level 4)

This form requires you to select a data element before proceeding. Please search and select an item below:

Select Effective Dating ⓘ Effective Start Term Effective End Term

DATES TERMS DC Winter 2026 Type to search for terms

Select Program

acct

ACCT FX - Business - Accounting : Oshawa

BACC FX - Business Admin - Acct Co-op : Oshawa

8 Click "Go To Form"

What changes are you proposing ?

Pathway Changes (Level 4)

This form requires you to select a data element before proceeding. Please search and select an item below.

Select Effective Dating ⓘ Effective Start Term Effective End Term

DATES TERMS DC Winter 2026 Type to search for terms

Select Program

ACCT FX - Business - Accounting : Oshawa

GO TO FORM →

9 Propose the changes to articulation or pathways.

Type to search for departments

Articulation and Pathways

Pathways or Articulation Agreements ⓘ

YES NO

Changes to Pathways or Articulation Agreements ⓘ

Documentation ⓘ

ADD FILES

10

For support, press the "help" (?) button. The help button will provide you with additional clarity on what to enter in these fields.

The screenshot shows a web form titled "Pathways or Articulation Agreements Comments". A tooltip is displayed over the "Comments" label, which has a question mark icon. The tooltip contains the following text:

No integration type is available to display as this is either a non-integrated field or an integrated customization for your school.

If there is a conflict, take the value from the Coursedog system as the source of truth. This option should only be used during bi-directional integration.

Below the tooltip is a large text input field. At the bottom of the form, there is a "Documentation ?" link and an "ADD FILES" button.

11

Describe the proposed changes to pathways or articulation agreements for the program and its affiliated programs.

The screenshot shows a web form titled "Changes to Pathways or Articulation Agreements". A tooltip is displayed over the "Changes to Pathways or Articulation Agreements" label, which has a question mark icon. The tooltip contains the following text:

Field note
Please describe the proposed changes to pathways or articulation agreements for this program and its affiliated programs.

Integration Type
No integration type is available to display as this is either a non-integrated field or an integrated customization for your school.

Set To
Resolve as Coursedog

If there is a conflict, take the value from the Coursedog system as the source of truth. This option should only be used during bi-directional integration.

Below the tooltip is a large text input field with a rich text editor toolbar. At the bottom of the form, there is a "Documentation ?" link and an "ADD FILES" button.

- 12 Add any documentation required by selecting "Add Files".

The screenshot shows a web form titled "Articulation and Pathways". It contains several sections: "Pathways or Articulation Agreements" with "YES" and "NO" buttons; "Pathways or Articulation Agreements Comment" with a text input field; "Changes to Pathways or Articulation Agreements" with a rich text editor toolbar and a text input field containing the word "Here"; and "Documentation" with a blue "ADD FILES" button. An orange circle highlights the "ADD FILES" button. At the bottom of the form is a blue "SUBMIT PROPOSAL" button.

- 13 Select "Submit Proposal"

This screenshot shows the same "Articulation and Pathways" form as above. In this step, an orange circle highlights the blue "SUBMIT PROPOSAL" button at the bottom of the form. The other elements, including the "ADD FILES" button, remain visible but are not highlighted.